

January - May 2010

ThimbleCreek

1150 D Burnett Avenue, Concord, Ca 94520
(925) 676-5522
(925) 676-5502 fax
Roxie & Joe Wood, Owners

WWW.THIMBLECREEK.COM

email: ROXIE@THIMBLECREEK.COM



Spring Class Schedule


Sign up now! Come in, call,
fax or sign up online!



As we start a brand new year, we are optimistic and EXCITED!! A new year bring new opportunities. Our Saturday Block Party quilt this year is an original design by Roxie and Joe – Christmas themed!!! ALL of our teachers are special!!! They have all worked extra hard to bring you new quilts and tips to make your quiltmaking even more enjoyable. So, sit back with a nice cup of tea (and a BIGGG cookie!) and check out the new class schedule. We've scheduled several May classes in this one, too!

You deserve a break! TAKE A CLASS! Meet new people who share your love of quilting! LEARN A NEW TECHNIQUE! This WILL be a GOOD year for all of us! Happy Quilting!


Roxie, Joe, and the ThimbleCreek staff



CALLING ALL SATURDAY BLOCK PARTY-ERS!

We're back – come join the fun once a month at our exclusive block party! Our next Saturday block party starts in February and will meet the 2nd Saturday of each month. You must be at the shop between 8:30am and 9am with the prior months completed block. Come see the samples in the shop. Cost to join: \$40. You are limited to one free block per person per month. If you want more, you may purchase them for \$5 each. If you arrive after 9am or miss Saturday Block Party, the fee is \$5 for the next month's block. Don't miss out – sign-up early before we're full.

Organizers: Joe and Roxie Wood
Dates: Saturday, Feb. 13, March 13, April 10, May 8
Time: 8:30am – 9am to receive your next block free
Price: \$40 – first kit fee



A RETREAT JUST FOR YOU

Thursday, April 22 – Sunday, April 25
Bring your own projects to work on and sew with friends and Joe and Roxie.
This is YOUR retreat! Unwind, relax, and be pampered! What could be better than that?
For more information, please contact the shop.

DEAR JANE CLUB

Calling all Dear Jane Quilt fans. Have you started a Dear Jane Quilt? Are you interested in making a Dear Jane Quilt but don't know where to start?
The original Dear Jane quilt was made by Jane Sickle in 1863. The quilt is made up of 169 4½" finished blocks and 56 border triangles. Women all over the world are making this quilt. You can view the original and other DJ quilts online at <http://www.dearjane.com/>
Join the DVQ quilters at ThimbleCreek on the first Thursday of the month from 10am – 2pm. Learn all the tips and tricks while meeting new friends. All are welcome!

Class Registration If You see a class you are interested in, please sign up early! Classes have a minimum number of students in order for it to "go". By waiting too long, your class may be filled or you may have been the one person needed to meet the minimum enrollment.

✂ BEGINNING QUILTMAKING

BEGINNING QUILTMAKING

Learn all the necessary basic techniques including fabric selections, quick-cutting strip piecing, block construction, quilt assembly, attaching borders, machine quilting and binding. The class project is a sampler featured in Laura's book, Q is for Quilt.

Teacher: Laura Nownes
Level: 1
Dates: Tuesday, January 19, 26, Feb. 2, 9, 16, 23
Time: 6:30pm – 9:30pm
Dates: May 4, 11, 18, 25, June 1, 8
Time: 6:30pm – 9:30pm
Price: \$120

INTRODUCTION TO QUILTMAKING

Spend an enjoyable weekend learning the basics of Quilting. We'll provide all the cutting tools; you just bring the fabric and a desire to learn. There are a few sewing machines available on a first sign-up basis. Lunch is included both days. This is the perfect environment for stepping into the world of Quilting. We're sure you will be hooked!

Teacher: Laura Nownes
Level: All
Dates: Saturday, February 27 and Sunday, February 28
Time: 10am – 5pm
Price: \$140

✂ QUILTS AND WALLHANGINGS

BERRY PICKING PARTY

It's a girl thing – cupcakes, lemonade, tea and apple pie. Join in the fun and make this very ooh la la quilt. We will embroider and there will be a few surprises along the way. There will also be a little gift from the Lecien Company. \$26 pattern included with class.

Teacher: Jean Deziak
Level: 1 1/2
Dates: Saturday, Feb. 20, March 13, April 17, May 15
Time: 10:30 am – 1:30pm
Price: \$85

DIAMOND COLLECTION

Choose from one of three patterns (Diamond Jubilee I, Diamond Jubilee II or Tumbling Stars) and learn how to accurately cut and piece 60 degree angle diamonds. These beautiful, yet simple designs are stunning in a variety of fabrics and colors.

Teacher: Laura Nownes
Level: 1 1/2
Date and time: Saturday, April 10 10am – 5pm AND
Sunday, April 11 10am – 4pm
Price: \$120

DINNER AND SEW WITH JOE

Bring your own projects and sew 'til midnight! A fun evening with friends and music – DINNER is included! Don't miss out – these dinners fill quickly.

Teacher: Joe Wood
Level: All
Date: Friday, February 26
Time: 6:30pm – midnight
Date: Friday, March 26
Time: 6:30pm – midnight
Date: Friday, May 14
Time: 6:30pm - midnight
Price: \$30 each class attended

FARM ANIMAL APPLIQUÉ

Come learn all about hand appliqué and how to layer appliqué pieces while working on one 7-10" farm animal block a month for five months. The animals are a cow, a goat, a sheep, a horse and a pig and the blocks can be put together to form a small wall hanging. Nancy will also show you how to make an appliqué pattern from a photograph of the animal of your choice (no drawing experience required.)

Teacher: Nancy Brown
Level: 1 1/2
Dates: Sunday, March 28, April 18, May 23, June 13, July 18
Time: 12:30pm – 3:30pm
Price: \$80

FEATHERED STAR

Learn how to accurately cut and piece this intricate and well-loved traditional pattern.

Teacher: Laura Nownes
Level: 2
Dates: Tuesday, March 16, 23, 30
Time: 6:30pm – 9:30pm
Price: \$80

FOR THE BRAVE

If it weren't for the brave, there'd be no land of the free. Join the kids from Maple Lane as they salute our troops. You may use whatever method of appliqué you prefer, but I will be demonstrating "glue stick turned edge appliqué". Using a glue stick you'll turn all the edges and build the appliqué units before putting them down on the background fabric. As with any new technique, please pack a smidge of patience with your supplies. Pattern included.

Teacher: Holly Mabutias
Level: 3
Date: Sunday, May 16
Time: 10am – 5pm
Price: \$55



FURRY SWEETNESS

Puppies and kitties abound in this nine block appliqué quilt filled with furry sweetness. Follow the button paw prints around the border of bark, meow, purr and woof. No need to worry about shedding here. You may use whatever method of appliqué you prefer, but Holly will be demonstrating the “glue stick turned edge appliqué”. Using a glue stick, you’ll turn the edges and build the appliqué units before putting them down on the background fabric. As with any new technique, please pack a smidge of patience with your supplies. Pattern included.

Teacher: Holly Mabutas
Level: 2
Date: Saturday, March 6
Time: 10am – 5pm
Price: \$55

JELLY STARS

Fig Tree Quilts has made another dramatic and fun quilt project. Using just one Jelly Roll, plus your background, sashing and borders, this quilt goes together almost as easy as a peanut butter & jelly sandwich! No challenging y-seams in this quilt -- just bold beautiful stars. If you want, make four table toppers as gifts instead of one large quilt. I bet you can’t make just one, once you know the technique. Pattern Included.

Teacher: Stacia Lindahl
Level: 1 ½ - 2
Date: Saturday, February 13
Time: 10am – 5pm
Price: \$50



LIBERTY STAR

Come join Ann for some fun in sewing an intricate looking quilt made simple with an easy sewing technique! It’s wonderful in Civil War fabrics, and equally enticing with fun brights - or many color combination you chose. You will need one “Honey Bun” of your choice. Pattern included.

Teacher: Ann Loar
Level: 2
Dates: Thursday, March 18, 25
Time: 10am – 2pm
Price: \$50

QUILTER’S CHOICE

Come enjoy a two day retreat at ThimbleCreek with Laura. Start the New Year right with sewing time for yourself. Refresh and renew after the busy holiday season. Enjoy a weekend of creativity under the expert guidance of Laura Nownes. Bring a pattern or technique that you have always wanted to learn or work on. Get the help you need to jump start (or finish) your project. Make new quilting friends or bring a few of your own. It is sure to be a fun and productive weekend. Lunch will be included each day, and of course, Laura will bring her delicious home baked goodies.

Teacher: Laura Nownes
Level: All
Dates: Saturday, Jan. 16 and Sunday, Jan. 17
Time: 10am – 4pm
Price: \$100

SADIE HAWKINS

This is not your typical Lemoyne Star quilt. Four patch corner posts and only three colors make it appear the blocks are dancing. Learn how to cut a 45 degree angle to make the star. Y-seam construction is covered to create this 21” block. Pattern included.

Teacher: Lori Lott
Level: 1 1/2
Date: Saturday, April 3
Time: 10am – 4pm
Price: \$40

SANGRIA LILIES

Create a wall hanging as refreshing as a sip of sangria on a warm Mexican beach. This is an easy free form appliqué project over a colorwashed background surrounded by a mosaic border.

Teacher: Kristin Jenny
Level: 2
Dates: Friday, April 16, 23
Time: 10am – 1pm
Price: \$35

SPIKED MELON

This is a super fun and high-energy class for those who have some quilting or sewing experience. The pattern is “Lady Liberty” from the book “Karen Stone Quilts” and is based on a traditional “New York Beauty” pattern. The construction of the quilt involves paper piecing and sewing curves. In this 3-part class, we will cover fabric selection, color and value placement, as well as the technical aspects of how to paper piece for super accurate points, and how to sew curves. It’s not as hard as it looks and the results are well worth it. Required book: “Karen Stone Quilts”

Teacher: Kristin Jenny
Level: 2
Dates: Saturday, May 1, 15, 22
Time: 2pm – 5pm
Price: \$50

STARRY LOG CABIN

Add a new twist to your log cabin skills by adding this shadowed star to the center of every other block. These blocks and quilts go together quickly, but do require being comfortable with small pieces and triangles. I like the quilt either scrappy or planned. The book shows a model in batik with a pieced border – I did mine in patriotic red, white and blues. I strip cut the fabric I had on hand and ended up with three twin size quilts and a doll blanket. In class we will work on constructing blocks and you will construct more at home to finish the quilt in your chosen size. Required book: Judy Martin's "Log Cabin Quilt" book

Teacher: Stacia Lindahl
Level: 1 ½ - 2
Date: Saturday, May 8
Time: 10am – 5pm
Price: \$45

SUITS AND SEQUINS

This quilt combines different pieces into one set. A sequence ties different sets together. Each play together to produce endless new suits and sequences.

Pattern included.

Teacher: Sandy Klop
Level: 2
Dates: Monday, March 8, 15
Time: 6pm – 9pm
Price: \$50

THIMBLECREEK RETREAT WITH JOE

Joe will be doing a weekend retreat at the shop! This is your opportunity to sew for TWENTY hours. The party starts on Friday, January 22 at 6:30pm. Joe will make you dinner (served with wine even!) and we'll sew 'til midnight!! Then come back on Saturday at 9:30am and we'll sew until 5pm (lunch will be provided!). Then we're back on Sunday from 10am - 4pm (I'll bring in Breakfast!!). The cost of this Sewing, Eating & Laughing Retreat is \$90 - THREE days and over TWENTY hours of FUN!! Bring your own projects - maybe even start a NEW one for Spring!!!!

Teacher: Joe Wood
Dates & Time: Friday, January 22
6:30pm – midnight
Saturday, January 23
9:30am – 5pm
Sunday, January 24
10am – 4pm
Price: \$90



WILL YOU BE MINE

Valentines' Day wouldn't be the same without those little sweetheart candies. Make this scrappy "stitch and flip" quilt in yummy candy colors. Hang it on your wall or use as a table topper to share with your Valentines' sweetie.

Teacher: Pati Fried
Level: 1 1/2
Date: Sunday, January 31
Time: 11am – 4pm
Price: \$30

✂️ TECHNIQUE CLASSES

BEGINNING APPLIQUÉ – SPRAY STARCH METHOD

Learn the double freezer paper spray starch method of appliqué as you work on a pattern of your own choosing. The starch method is an alternative to traditional needle turn appliqué and results in very sharp and smooth edges on your appliqué pieces.

Teacher: Bobbi Ball
Level: All
Dates: Sunday, February 21, March 7
Time: 12pm – 3pm
Price: \$35

BEGINNING MACHINE QUILTING

Learn to machine quilt, using your own home sewing machine. You will learn to quilt loops and curves, free motion designs and a feathered wreath. Learn to stipple plus much, much more. You will learn to properly pin your quilt and prepare it for quilt. Many tips are shared in this valuable introduction to machine quilting. This is a beginning class where you will learn the art of free motion heirloom machine quilting.

Teacher: Jill Schumacher
Level: All
Date: Saturday, January 30
Time: 10am – 4pm
Price: \$60

BINDING

When the quilting is completed, it's important to take the time and make the effort to finish the quilt with a perfect binding. Quilt judges really pay attention to bindings! In this class, we will do a continuous bias binding that will stabilize the quilt edges and help "square up" the quilt. Then we will do a knife-edge binding turned to the back of the quilt, in a way that will eliminate bulky corners. Aileyn will demonstrate the techniques and there will be time for students to try the methods themselves if they wish to bring supplies.

Teacher: Aileyn Ecob
Level: 1
Date: Monday, March 22
Time: 6:30pm – 9:30pm
Price: \$25

FABRIC COLORING WITH CRAYONS

Come return to your childhood. Join us for a fun day of fabric coloring with crayons and embroidery. This Crabapple Hill design brings back feelings of yesteryear. Get a jump start on the next holiday season. Pattern included.

Teacher: Patty Seevers
Level: All
Date: Sunday, March 21
Time: 10am – 1pm
Price: \$30

FEATHERED MINI WHOLE CLOTH QUILT

This class is for those who have explored beginning machine quilting but would like to learn more. This class is geared toward the quilter who can do simple machine quilting basics but wants to learn more elaborate designs and how to stitch them. This is taught using your home sewing machine. Jill will teach you to quilt a beautiful feathered wreath or heart with a feather border and miniature whole cloth quilt suitable for a wall hanging or to be made into a designer pillow when you complete your project.

Teacher: Jill Schumacher
Level: 1 1/2
Date: Sunday, February 14
Time: 10am -4pm
Price: \$60

HAND QUILTING

Come learn how to hand quilt with Aileyn. She has won many awards for her hand quilting and pattern designs. In this class, learn to make small, even quilting stitches with ease and speed giving your quilts the soft look and feel that hand quilting can provide. Hand quilting is equally appropriate for traditional and contemporary quilts. We'll talk about choosing batting and quilting designs for a variety of quilt styles. Appropriate for beginning hand quilters.

Teacher: Aileyn Ecob
Level: All
Date: Monday, April 12
Time: 6:30pm – 9:30pm
Price: \$25

QUILTING YOUR QUILT DESIGN LAYOUT CLASS

Now that you've finished your quilt top, come and learn how to design the layout of quilting motifs and borders for your next heirloom. We will start with the design layout, and then learn how to transfer your designs to your quilt. Many things will be discussed, such as proper marking tools and techniques, battings, care of your quilt and how to successfully remove the markings. Learn to sandwich the layers without those dreaded wrinkles on the back.

Teacher: Jill Schumacher
Level: All
Date: Sunday, April 25
Time: 10am – 4pm
Price: \$60

TRAPUNTO BY MACHINE

Trapunto by machine is a very simple process to learn. Trapunto is the method of double stuffing your quilting motif, which will add an extra dimension to your quilting. Must have basic machine quilting skills but this is very easy to learn. Many useful background designs will also be explored in this class. Come join Jill on another adventure into machine quilting and create an heirloom of tomorrow. You will make a Trapunto design that is suitable for a wall hanging or pillow.

Teacher: Jill Schumacher
Level: 1 1/2
Date: Sunday, May 30
Time: 10am – 4pm
Price: \$60



✂ GIFT AND HOME DECORATING IDEAS

BETTY BLACKBIRD OR PURDY PUMPKIN

Come stitch yourself a Betty Blackbird or Purdy Pumpkin pincushion...or even work on both. Stitchers of all levels welcome for these delightful pincushion projects. One pattern included with class.

Teacher: Tracy Souza
Level: All
Date: Sunday, March 14
Time: 12pm – 4pm
Price: \$35

FIVE FOR BRUNCH

It's spring and time for bunnies. Bunny Hill is ready! Join Anne as she shows you how to make the perfect cottontail in time for Easter. Pick your favorite fabrics, and watch your bunny come to life! Anne will show you all the little tricks of bunny making, and teach you the secrets to stuffing. Pattern included.

Teacher: Anne Sutton
Level: All
Date: Friday, March 5
Time: 10am – 3pm
Price: \$50

SEWING BASKET

A tisket, a tasket, make this adorable basket! Use your favorite fabrics and yardsticks to create a cheerful sewing basket. Easy as 123!

Teacher: Pati Fried
Level: 1 1/2
Date: Saturday, March 27
Time: 10am - 1pm
Date: Saturday, March 27
Time: 2 pm – 5pm
Price: \$25

Sign up online: www.thimblecreek.com

TWO APRONS IN ONE!

Make this adorable reversible apron in one class. This apron pattern allows for lots of personality changes to fit your style – girly, retro, modern – you name it, you can make it.

Teacher: Pati Fried
Level: 1 1/2
Date: Friday, March 12
Time: 10am – 1pm
Price: \$25

✂ CLASSES FOR YOUNG ADULTS

PROJECT FASHIONISTA

Create a new project each day and learn important sewing techniques along the way! Learn to machine appliqué and liven up a plain white t-shirt. You will learn about fusing fabric and simple sewing machine techniques. Make your own pattern for a snuggly pair of pajama pants! Mix and match fabrics and trims to make a bohemian skirt you'll love to wear! Create a messenger bag with a zipper pocket inside and learn how it is to work with zippers. This class is for young adults age 10 and up.

Teacher: Pati Fried
Level: All
Dates: Tuesday, April 6 through Friday, April 9
Time: 2pm – 5pm
Price: \$60

✂ DROP-IN CLASSES

COME EMBROIDER WITH SANDY (One Monday Morning a Month)

Come stitch with friends and have a great time. Bring your unfinished projects or learn how to make the wonderful stitchery projects you have seen in magazines and stores.

Teacher: Sandy Newman
Level: All
Dates: Monday, Jan. 18, Feb. 15, March 15, April 19, May 17
Time: 10am – 1pm
Price: \$10 each class attended

TUESDAY MORNING TEA WITH LAURA

Join Laura and get inspired! Bring your unfinished projects and get the help and inspiration you need to finish them or let Laura help you create that new project. Don't miss the chance to work with one of America's finest quilters!

Teacher: Laura Nownes
Level: All
Dates: Tuesday, Jan. 12, 19, 26, Feb. 2, 9, 16, 23, March 2, 9, 16, 23, 30, April 6, 20, May 4, 11, 18, 25
Time: 10am – 1pm
Price: \$10 each class attended

WEDNESDAY THREADS

Looking for a high energy environment to finish projects, to get inspired, or just create? Drop in anytime to join this fun group of quilters. No reservation required, just bring a project or idea and join the fun. ThimbleCreek staff is always available to help with questions or solve quilting problems.

Level: All
Dates: Wed. Jan. 6, 13, 20, 27, Feb. 3, 10, 17, 24, March 3, 10, 17, 24, 31, April 7, 14, 21, 28, May 5, 12, 19, 26
Time: 10am – 3pm
Price: \$10 each session attended

SEW WITH JOE (Wednesday Evenings)

Bring your project and sew, sew, sew! This drop-in class will become habit forming. There will occasionally be surprises and treats. This could be just what you're looking for to brighten your week.

Teacher: Joe Wood
Level: All
Dates: Wed. Jan. 6, 20, 27, Feb. 10, 17, 24, March 3, 10, 17, 24, 31, April 7, 14, May 5, 12, 19
Time: 6pm – 9:30pm
Price: \$10 each session attended

SEWING WITH SANDY (Thursday Evenings)

Are you looking for a place to sew with friends? Need ideas, help, inspiration, or just a cheering section? Well, if you have a healthy sense of humor, come join the fun every Thursday evening. Independent projects welcome.

Teacher: Sandy Klop
Level: All
Dates: Thurs. Jan. 21- late night, 24, Feb. 11 – late night, 18, 25, March 4, 11 – late night, 18, 25, April 1, 8, 15 – late night, May 6, 13 – late night
Time: 6:30pm – 9:30pm
Price: \$10 each session attended

FRIDAY NIGHTS WITH FIG TREE

Come join us for a late night experience that has many a husband wondering how quilting can be this much fun!! Find help with techniques, inspiration, color selection or just camaraderie while you sew. Don't forget to bring a snack for our potluck "munchies". Exclusive projects included each month. Just "drop-in" and be amazed at how much you can get done.

Teacher: Joanna Figueroa
Level: All
Dates: Friday, Jan. 15, Feb. 19, March 19, April 16
Time: 6:30pm – midnight
Price: \$25 each session attended



SUPPLY LISTS

There is a Supply List for every class taught at ThimbleCreek. Please make sure you pick-up this list, or send us a SASE so supply list may be mailed to you. Please be prepared with all supplies purchased before attending class.

CLASS POLICY

You may sign up for a class in person, on-line, Fax, or over the phone & charge it on a M/C, Visa, or A/E credit card. If we cancel a class, we will refund your money or issue a credit. You may cancel up to one week in advance of a class for a store credit for most classes. Those classes where the teacher is coming from Out-of-State there is now a no refund, no credit cancellation policy. If you sign-up for one of these classes and are unable to attend, you may transfer your spot to a friend. We must be notified if a transfer is to take place. We are unable to accommodate children, guests, family members, or pets while you are in class.

WAITING LIST POLICY


If you are on the waiting list for a class, you can sign-up and pay after the new schedule is out and before the actual sign-ups begin. Once sign-ups officially begin, its on a first come basis. If you do not have prior rotary cutting experience and want to take a class that requires it, please come see us for personal instruction.

DISCOUNT POLICY

To all our customers, we offer a card on which we stamp all non-sale fabrics, or we will honor Guild members with a 10% discount on non-sale fabric at time of purchase. A fully stamped card entitles you to \$20 off merchandise or classes.

STORE HOURS

Monday, Tuesday, Wednesday, and Friday 10:00- 5:00 pm, Thursday 10:00 - 8:00 pm, Saturday 10:00 - 5:00 pm, Sunday from 12- 4. We will be closed the following days: Easter & Mother's Day.



THIMBLECREEK

1150 D Burnett Ave.

Concord, Ca 94520

(925) 676-5522

www.thimblecreek.com

